



Alphonsa College Thiruvambady

Run by Educational Trust of Diocese of Thamarassery
Affiliated to the University of Calicut.
Thiruvambady P O, Kozhikode [DIST.] - 673603

ALUMNI FEEDBACK ANALYSIS REPORT 2018-2019

Department of Psychology

	Excellent	Very Good	Good	Average	Satisfactory
(01) How far did the curriculum intellectually stimulate you?	33	67	0	0	0
(02) How do you rate the structure of syllabus prescribed for the programme?	67	0	33	0	0
(03) At what extent curriculum is updated enough or matched to current trends?	67	0	33	0	0
(04) How do you rate the availability of materials and references regarding curriculum?	67	33	0	0	0
(05) How far the project works/Internships offered under your programme were challenging and constructive?	33	67	0	0	0
(06) How far did the curriculum create any interest to pursue higher studies or research?	67	33	0	0	0
(07) How far did the curriculum bridge the gap between industry & academia?	33	67	0	0	0
(08) How far do you think the curriculum enhances employability?	67	0	33	0	0
(09) How far do you think the curriculum develops entrepreneurship?	34	33	33	0	0
(10) How far did the curriculum guide you to develop necessary skills in relation to your current status?	67	33	0	0	0



Graph I: First question asked to alumni members to make analysis is about the ability of the curriculum to intellectually stimulating the students. All the members give very good and good comments. 67% give very good and remaining 33% give very good comments. It conclude that curriculum intellectually stimulate the students in a good manner.

Graph II: Rating of the members about the structure of syllabus shows that all the members have good and excellent opinion about the same. It indicate that the syllabus have good structure for the prescribed programme.

Graph III: All the alumni members give excellent and good opinion about the updation of current trends in the curriculum. 67% give excellent and 33% give good opinion. It concludes that curriculum is updated enough or matched to the current trends.

Graph IV: alumni members give a positive response against question about the availability of materials and references regarding the curriculum. 67% and 33% give excellent and very good opinion respectively.

Graph V: Results shows that most of the alumni members have the opinion that project works/internship provided in the curriculum are challenging and constructive. 33 percentage members give excellent and remaining 67% give very good opinion.

Graph VI: curriculum should have the ability to create interest among the students to pursue higher studies. Most of the members have excellent opinion. 67% give excellent and 33% give very good comments about the same. It indicates that curriculum have good potential to create interest among the students to pursue higher studies.

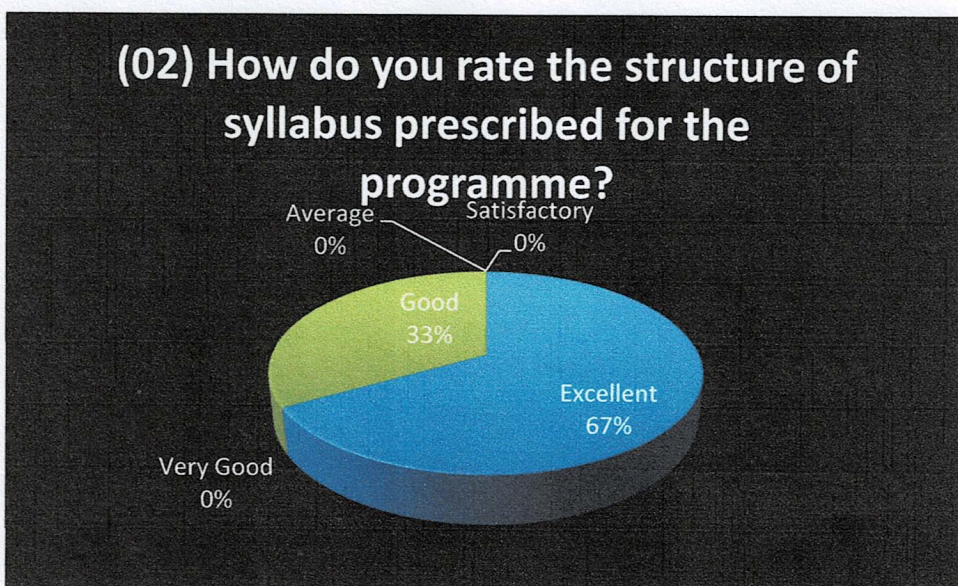
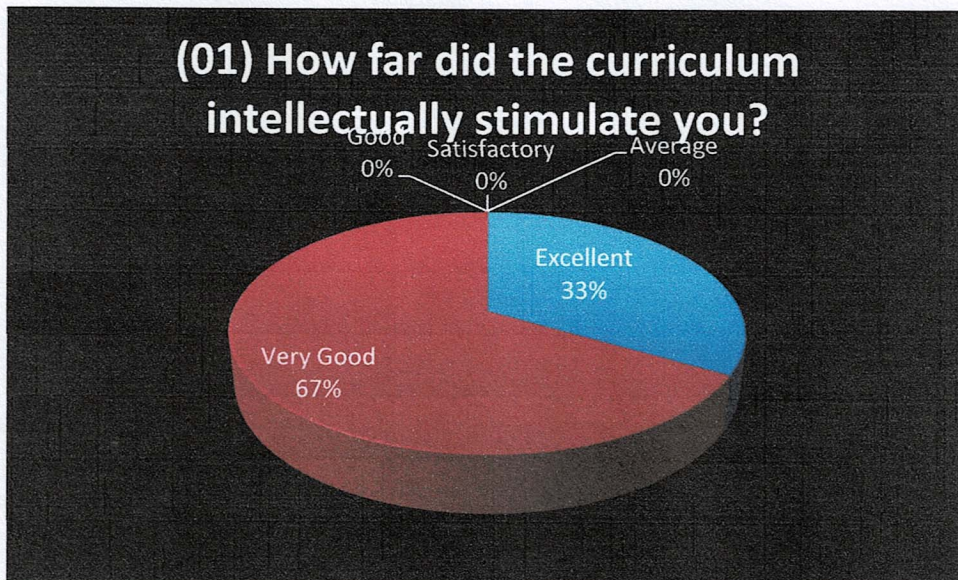
Graph VII: alumni members' feedback about the gap between industry and academia shows that most of the members have very good and excellent opinion about the same. 67 percentages of members give very good and remaining 33 per cent give excellent comments. It conclude that curriculum have the ability to bridge the gap between industry and academia.

Graph VIII: Alumni members are directed to make their comments about the ability of the curriculum to enhance employability. 67% and 33% give excellent and good comments respectively. It indicates that curriculum have the ability to enhance employability.

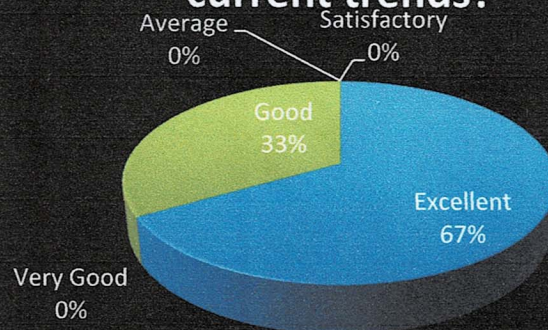
Graph IX: Equal percentage of members give excellent, very good and good comments about the potential of the curriculum to develop entrepreneurship among the students. 33 per cent

members give excellent, very good and good comments. It conclude that curriculum have the ability to develop entrepreneurship.

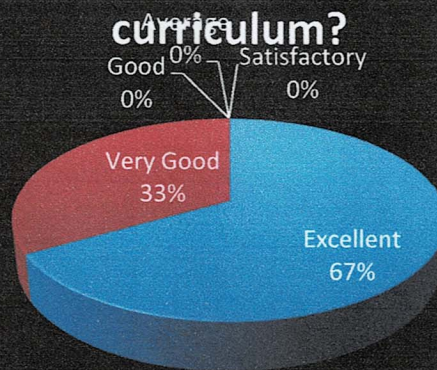
Graph X: Alumni members were asked to give their rating about the potential to develop necessary skills in relation to the current job. 67 percentages give excellent and 33 percentages give very good opinion. It indicates that curriculum have the ability to develop necessary skills in relation to current status of members.



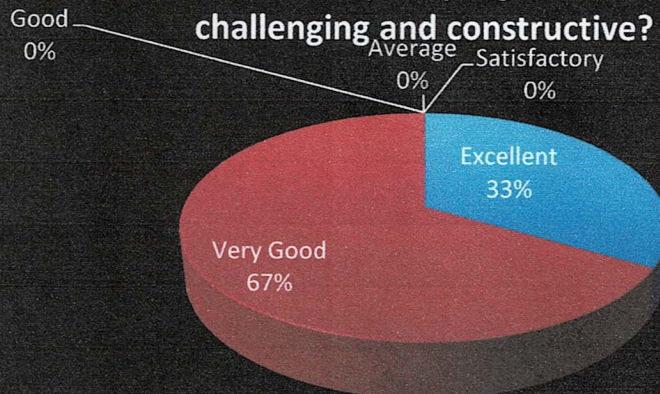
(03) At what extent curriculum is updated enough or matched to current trends?



(04) How do you rate the availability of materials and references regarding curriculum?



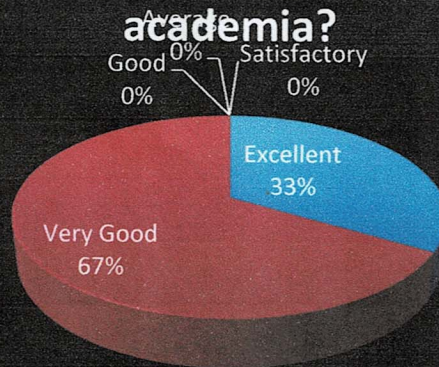
(05) How far the project works/Internships offered under your programme were challenging and constructive?



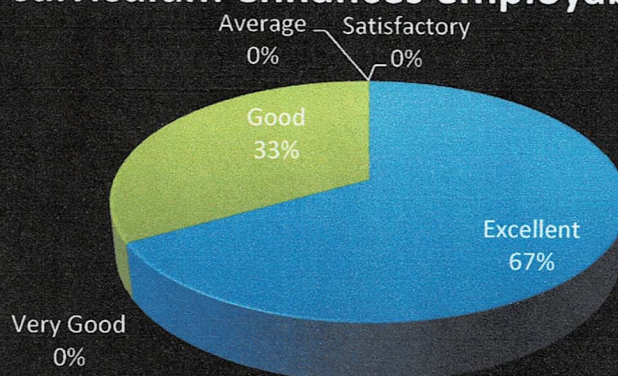
(06) How far did the curriculum create any interest to pursue higher studies or research?



(07) How far did the curriculum bridge the gap between industry & academia?



(08) How far do you think the curriculum enhances employability?



(09) How far do you think the curriculum develops entrepreneurship?



(10) How far did the curriculum guide you to develop necessary skills in relation to your current status?



DEPARTMENT OF COMMERCE


	Excellent	Very Good	Good	Average	Satisfactory
(01) How far did the curriculum intellectually stimulate you?	9	56	35		
(02) How do you rate the structure of syllabus prescribed for the programme?	9	39	52		
(03) At what extent curriculum is updated enough or matched to current trends?	9	35	52	4	
(04) How do you rate the availability of materials and references regarding curriculum?	18	26	52	4	
(05) How far the project works/Internships offered under your programme were challenging and constructive?	13	17	57	9	4
(06) How far did the curriculum create any interest to pursue higher studies or research?	9	22	52	17	
(07) How far did the curriculum bridge the gap between industry & academia?	4	26	57	13	4
(08) How far do you think the curriculum enhances employability?		26	57	13	4
(09) How far do you think the curriculum develops entrepreneurship?	8	26	35	22	9
(10) How far did the curriculum guide you to develop necessary skills in relation to your current status?	13	22	52	9	4

Graph I : alumni members were asked to make their comments about whether the curriculum is intellectually stimulating or not. Most of the members have good and very good opinion. 56% members give very good and 35% give good comments. Remaining 9% also have excellent opinion regarding the same. It indicates that curriculum is intellectually stimulating.

Graph II: Alumni members' opinion about the structure of syllabus shows that majority of the members have good opinion. 52 per cent give good and 35 per cent give very good opinion. Along with those 9 per cent alumni members also give excellent comments. It concludes that structure of the syllabus is good for the prescribed programme.

Graph III: Alumni members give positive comments about the updation of current trends in the curriculum. 52%, 26% and 18% give good, very good and excellent opinion. Only 4 per cent members have average opinion regarding the same.

Graph IV: All the alumni members have the opinion that there is adequate availability of materials and reference regarding the curriculum. The highest percentage of members gives



good and very good opinion. Only 4 per cent respondents have average opinion regarding the same.

Graph V: Alumni members were asked to make an analysis about the project works and internship provided in the curriculum. Most of the members give good and very good opinion. 57% and 17% give very good and good opinion respectively. Least per cent of members voted for average and satisfactory opinion.

Graph VI: Alumni members feedback about the ability of the curriculum to create interest among students to pursue higher studies or research shows that most of the members have good opinion. 52% members give good and 22 % give very good opinion. But remaining 13% and 4% give satisfactory and average opinion regarding the same.

Graph VII: Alumni members opined that curriculum bridges the gap between industry and academia. 57% and 26% alumni members give very good and good comments. Remaining members have only satisfactory or average opinion.

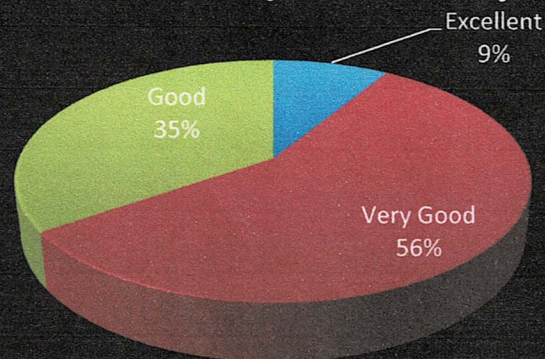
Graph VIII: Alumni members give comments about the ability of the curriculum to enhance employability. Majority members give very good and good comments. 57% and 26% give good and very good comments. Remaining 13% and 4% have average and satisfactory opinion regarding the same.

Graph IX: Like employability alumni members also give good comments about the ability to develop entrepreneurship. 35 per cent and 26 per cent give good and very good comments. But 22% and 9% only have satisfactory and average comments about the ability of the curriculum to develop entrepreneurship.

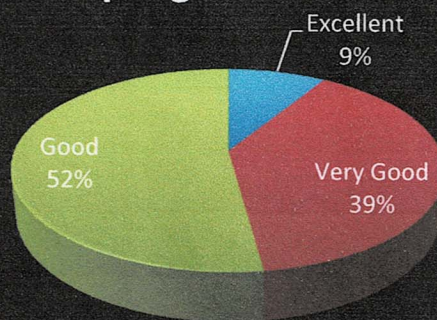
Graph X: Alumni members were directed to make to make potential of the curriculum to develop necessary skills among students. 52 per cent, 22 per cent and 13 per cent give good , very good and excellent opinion respectively. Remaining members only have average and satisfactory opinion.



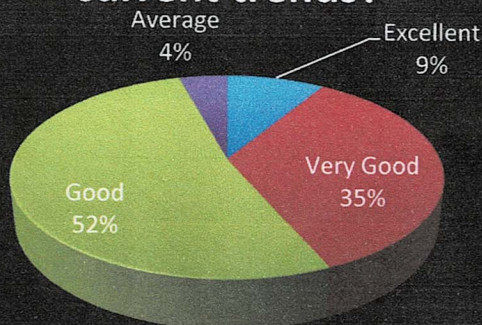
(01) How far did the curriculum intellectually stimulate you?



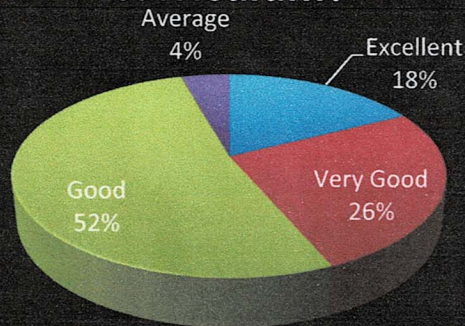
(02) How do you rate the structure of syllabus prescribed for the programme?



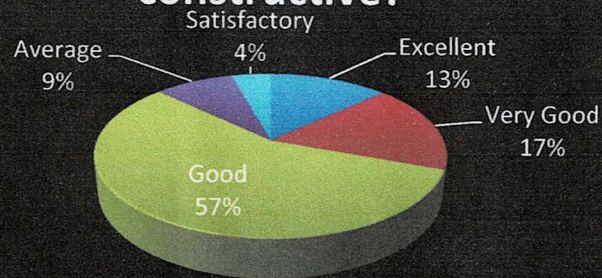
(03) At what extent curriculum is updated enough or matched to current trends?



(04) How do you rate the availability of materials and references regarding curriculum?



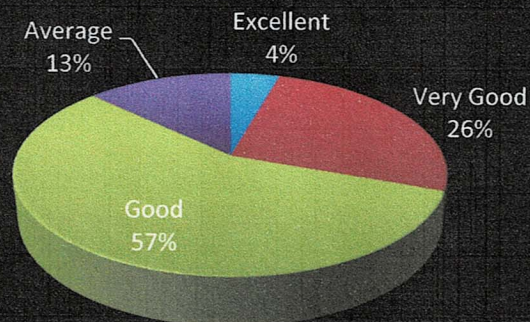
(05) How far the project works/Internships offered under your programme were challenging and constructive?



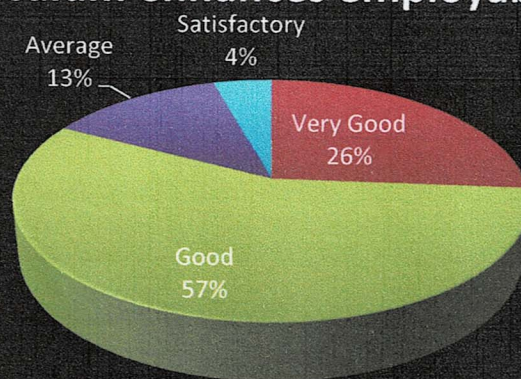
(06) How far did the curriculum create any interest to pursue higher studies or research?



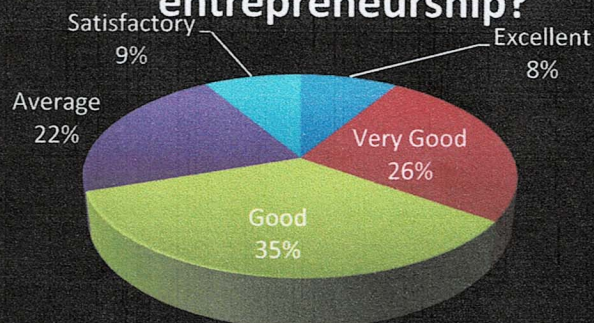
(07) How far did the curriculum bridge the gap between industry & academia?



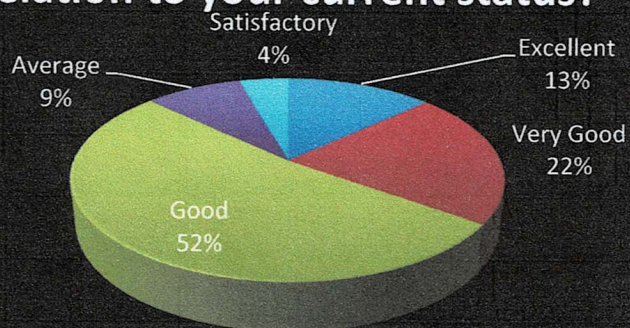
(08) How far do you think the curriculum enhances employability?



(09) How far do you think the curriculum develops entrepreneurship?



(10) How far did the curriculum guide you to develop necessary skills in relation to your current status?




Department of English

	Excellent	Very Good	Good	Average	Satisfactory
(01) How far did the curriculum intellectually stimulate you?		50	50		
(02) How do you rate the structure of syllabus prescribed for the programme?		33	67		
(03) At what extent curriculum is updated enough or matched to current trends?			83		17
(04) How do you rate the availability of materials and references regarding curriculum?		33	50		17
(05) How far the project works/Internships offered under your programme were challenging and constructive?		17	50		33
(06) How far did the curriculum create any interest to pursue higher studies or research?		50	50		
(07) How far did the curriculum bridge the gap between industry & academia?		17	50		33
(08) How far do you think the curriculum enhances employability?		16	67		17
(09) How far do you think the curriculum develops entrepreneurship?		16	67		17
(10) How far did the curriculum guide you to develop necessary skills in relation to your current status?		83	17		

Graph I: equal percentage of alumni members give both very good and good opinion about the potential of the curriculum to intellectually stimulate the students. 50% give very good and good comments. It indicates that curriculum intellectually stimulates the students.

Graph II: alumni members are the most suitable stake holder for making analysis about the structure of the syllabus. Alumni feedback shows that most of them have good opinion regarding the structure. 67 percentage respondents give good and 33 percentage give very good comments. It is the clear indication that syllabus is well structured for the prescribed programme.



Graph III: Current trends in curriculum are essential for making the students updated with the changing world. Curriculum of the programme must be capable of it. So the alumni members were directed to give their rating about the updation of current trends in curriculum. 83% alumni members give both very good and good opinion. Percentages of respondents who give excellent opinion also justify the result.

Graph IV: without the availability of materials and references a curriculum does not make the intended results. Due to this, alumni members are requested to make rating about the same. Most of the members have the opinion there is good availability .17 % give average opinion regarding the same. But 33% and 50% give very good and excellent opinion about the availability of references and materials for the prescribed programme.

Graph V: Alumni member were asked to make their analysis regarding whether project works/internship offered under programme are challenging and constructive or not. Graph shows that 50% respondents commented good opinion regarding the project work and internship. 17% give very good opinion. In indicate that majority of members commented that project work/internship offered under programme are challenging and constructive. 7percent alumni give only average opinion regarding the same

Graph VI: Students going for higher studies and research are the real ambassadors of the college. Curriculum has a significant role in creating the interest among students for higher education. Alumni members were asked to make their comments on it. 50% of members have excellent and 33% and 17% have very good and good opinion respectively. So the curriculum creates interest among the students to pursue higher education.

Graph VII: There Proper balance between industry and academia in the curriculum. 32% tells very good and good opinion regarding the bridging of gap between industry and academia. 50% alumni give good and very good comments regarding the same.it concluded that curriculum bridges the gap between academia and industry.

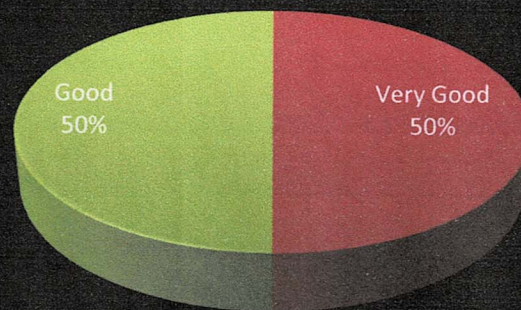
Graph VIII: Alumni members' feedback about the curriculum potential to enhance employability shows that majority of the respondents have very good opinion. 67% give very good and 16 % have good comments about the potential to enhance employability. Remaining 17% only have average opinion regarding the same.

Graph IX: Alumni members are requested to make their comments on the potential of the curriculum in developing the entrepreneurship. Most of the respondents have the opinion that

curriculum have very good potential in t developing entrepreneurship among students. To this questions 67% give very good and16% give good opinion regarding the same. But 17% have either average or satisfactory opinion regarding the same.

Graph X: Alumni members are asked to give their comments about whether the curriculum guides to develop necessary skills in relation to the current status. Majority teachers tell that that curriculum helps to develop the skills required for their current job. 83% and 17% give very good and good opinion respectively.

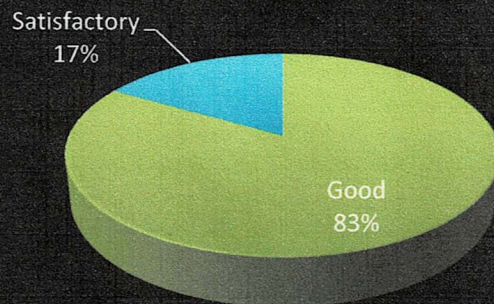
(01) How far did the curriculum intellectually stimulate you?



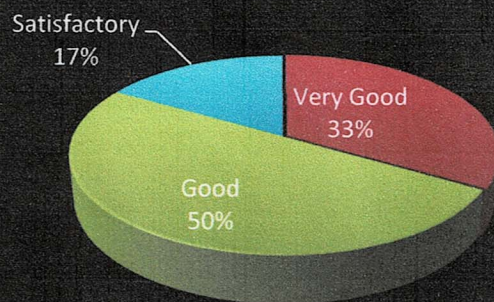
(02) How do you rate the structure of syllabus prescribed for the programme?



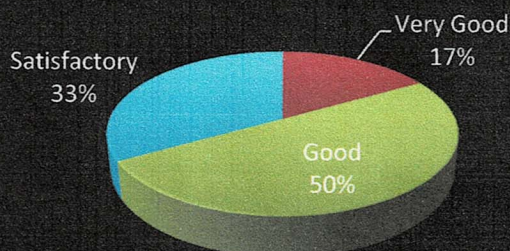
(03) At what extent curriculum is updated enough or matched to current trends?



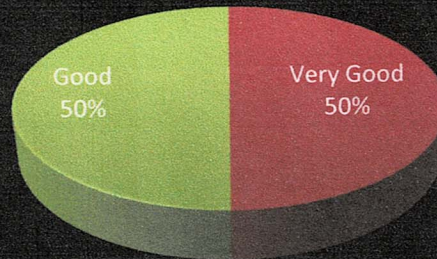
(04) How do you rate the availability of materials and references regarding curriculum?



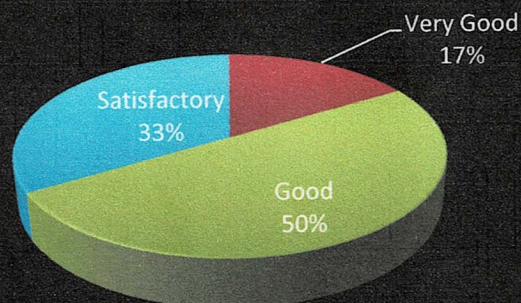
(05) How far the project works/Internships offered under your programme were challenging and constructive?



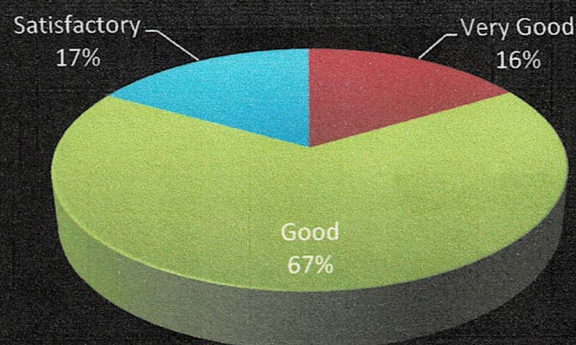
(06) How far did the curriculum create any interest to pursue higher studies or research?



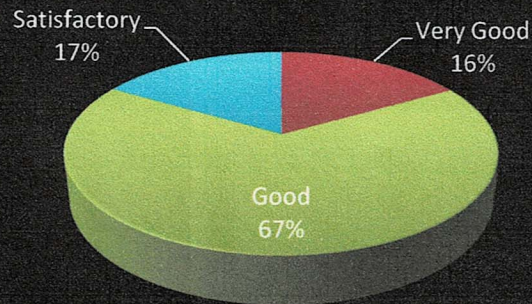
(07) How far did the curriculum bridge the gap between industry & academia?



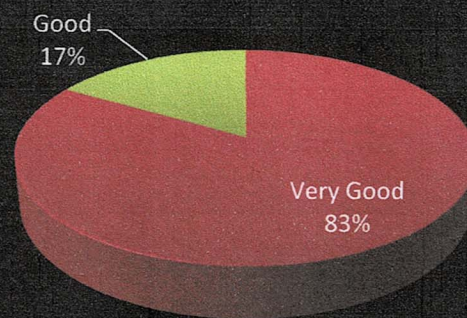
(08) How far do you think the curriculum enhances employability?



(09) How far do you think the curriculum develops entrepreneurship?



(10) How far did the curriculum guide you to develop necessary skills in relation to your current status?



Prof. Philip

Prof. PHILIP. K. ANTONY
PRINCIPAL
ALPHONSA COLLEGE
THIRUVAMBADY