

### Alumni Feedback on Curriculum

|                                                                                                          | Excellent | Very Good | Good  | Average | Satisfactory |
|----------------------------------------------------------------------------------------------------------|-----------|-----------|-------|---------|--------------|
| 1. How far did the curriculum intellectually stimulate you?                                              | 26.67     | 66.67     | 6.67  | 0       | 0            |
| 2. How do you rate the structure of syllabus prescribed for the programme?                               | 26.67     | 60        | 13.33 | 0       | 0            |
| 3. At what extent curriculum is updated enough or matched to current trends?                             | 33.33     | 33.33     | 33.33 | 0       | 0            |
| 4. How do you rate the availability of materials and references regarding curriculum?                    | 33.33     | 46.67     | 20    | 0       | 0            |
| 5. How far the project works/internships offered under your programme were challenging and constructive? | 40        | 46.67     | 6.67  | 6.67    | 0            |
| 6. How far did the curriculum create any interest to pursue higher studies or research?                  | 53.33     | 26.67     | 20    | 0       | 0            |
| 7. How far did the curriculum bridge gap between industry & academia?                                    | 33.33     | 40        | 20    | 6.67    | 0            |
| 8. How far do you think the curriculum enhances employability?                                           | 33.33     | 26.67     | 40    | 0       | 0            |
| 9. How far do you think the curriculum develops entrepreneurship?                                        | 26.67     | 33.33     | 33.33 | 0       | 6.67         |
| 10. How Far did the curriculum guide you to develop necessary skills in relation to your current status  | 26.67     | 46.67     | 26.67 | 0       | 0            |

Graph 1: First question asked to the alumni members as part of feedback is about whether the curriculum is intellectually stimulating or not. Most of the respondents opined that curriculum is intellectually stimulating. 66.67% give very good and 26.67% give excellent comments. Remaining 6.67% give good comments. It indicates that curriculum has the potential to intellectually stimulating the students.

Graph 2: Alumni members rating the structure of syllabus prescribed for the program shows that syllabus is well structured for the prescribed program. 60% respondents have very good comments and 26.67% have excellent opinion. Remaining 13.33% mark their comments as good.

Graph 3: Alumni members were asked to make an analysis about the updation of current trends in the syllabus. The respondents give excellent, very good and good opinion equally(33.33%). It conclude that curriculum is updated enough to match to current trends.

Graph 4: Materials and references regarding the curriculum must be available to the students for efficient learning. Majority(46.67%) of respondents give very good opinion. Remaining 33.33% respondents have excellent and 20% respondents have good comments. it indicates that materials and references are available in very good manner.

Graph 5: Alumni members responses show that projects works/internships offered under the program are challenging and constructive. All the members have excellent, very good and good comments. 46.67% and 40% give very good and excellent opinion respectively. It is the clear indication about the high quality of project works and internship offers under the program.

Graph 6: Majority of the respondents give excellent opinion about the potential of the curriculum to create interest to pursue higher studies/research. 53.33% respondents give excellent comments. 26.67% opines very good. Remaining 20% have good opinion regarding the same. It shows that curriculum have high potential to create interest to pursue higher studies or research.

Graph 7: Out of the total alumni feedback 40% of members have very good comments about the balance between industry and academia. 33.33% respondents have excellent opinion and 20% respondents voted for good opinion. so it concluded that curriculum bridge the gap between industry and academia.

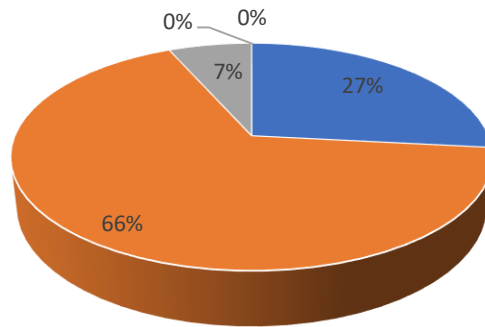
Graph 8: Alumni members were asked to make their comments about the potential of the curriculum to enhance employability. Members mark their comments as excellent, very good and good. 40%, 33.33% alumni members tell that they have good and excellent opinion regarding the same. Remaining 26.67% have very good opinion. It indicates that curriculum have the potential to enhance employability.

Graph 9: Alumni member's comments on the potential of entrepreneurship shows that 33.33% respondents give both very good and good opinion. 26.67% give excellent opinion. Remaining 6.67% respondents give satisfactory opinion regarding the entrepreneurship. It can be concluded that curriculum have the potential to develop entrepreneurship .

Graph 10: Graph shows the potential of curriculum to develop necessary skills in relation to their current jobs. Majority of respondents(46.67%) have very good opinion. 26.67% have both excellent and good opinion respectively.

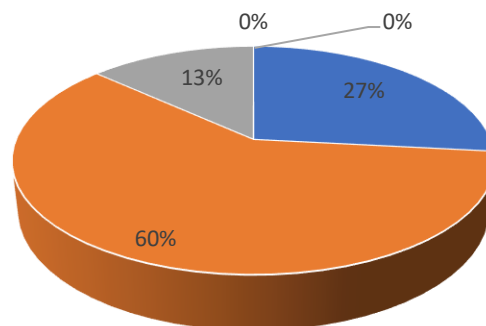
### 1. How far did the curriculum intellectually stimulate you?

■ Excellent ■ Very Good ■ Good ■ Average ■ Satisfactory



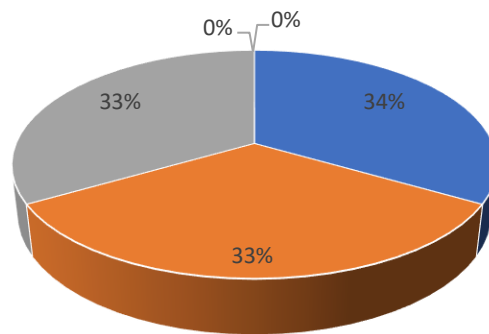
### 2. How do you rate the structure of syllabus prescribed for the programme?

■ Excellent ■ Very Good ■ Good ■ Average ■ Satisfactory



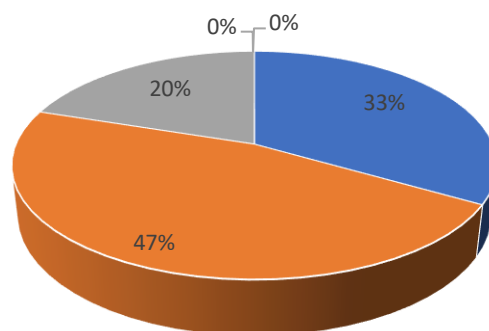
### 3. At what extent curriculum is updated enough or matched to current trends?

■ Excellent ■ Very Good ■ Good ■ Average ■ Satisfactory



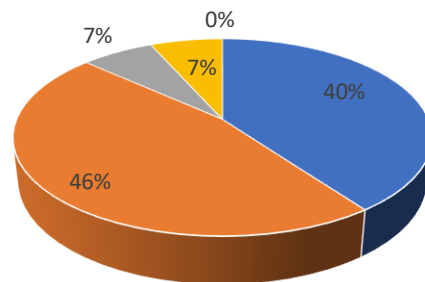
### 4. How do you rate the availability of materials and references regarding curriculum?

■ Excellent ■ Very Good ■ Good ■ Average ■ Satisfactory



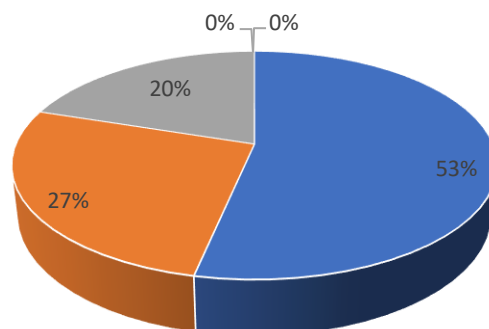
5. How far the project works/internships offered under your programme were challenging and constructive?

■ Excellent ■ Very Good ■ Good ■ Average ■ Satisfactory



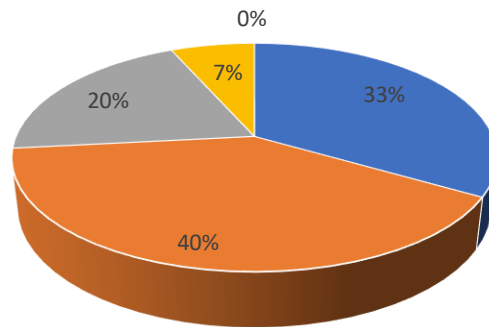
6. How far did the curriculum create any interest to pursue higher studies or research?

■ Excellent ■ Very Good ■ Good ■ Average ■ Satisfactory



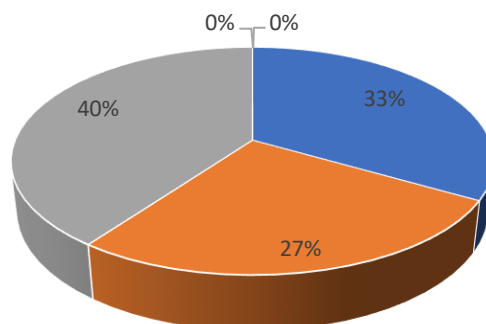
### 7. How far did the curriculum bridge gap between industry & academia?

■ Excellent ■ Very Good ■ Good ■ Average ■ Satisfactory



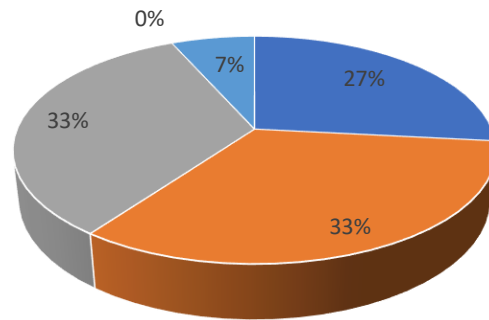
### 8. How far do you think the curriculum enhances employability?

■ Excellent ■ Very Good ■ Good ■ Average ■ Satisfactory



9. How far do you think the curriculum develops entrepreneurship?

■ Excellent ■ Very Good ■ Good ■ Average ■ Satisfactory



10. How Far did the curriculum guide you to develop necessary skills in relation to your current status

■ Excellent ■ Very Good ■ Good ■ Average ■ Satisfactory

