



# Alphonsa College Thiruvambady


Run by Educational Trust of Diocese of Thamarassery  
Affiliated to the University of Calicut.  
Thiruvambady P O, Kozhikode [DIST.] - 673603

## STUDENT FEEDBACK ANALYSIS REPORT 2018-2019

### DEPARTMENT OF COMMERCE AND COMMERCE

|   | Excellent | Very Good | Good | Average | Satisfactory |
|---|-----------|-----------|------|---------|--------------|
| 01. How well the curriculum is enabled to update knowledge and perspective in the subject area?                     | 30        | 50        | 20   | 0       | 0            |
| 02. Whether the syllabus has good balance between theoretical and practical knowledge?                              | 10        | 20        | 70   | 0       | 0            |
| 03. Rate the size of the curriculum in terms of load on the students  | 10        | 40        | 30   | 20      | 0            |
| 04. Is the curriculum well-structured to meet the programme/course outcomes?  | 20        | 20        | 40   | 20      | 0            |
| 05. What is your opinion about the literary quality of the prescribed texts and their content, as per the syllabus? | 10        | 20        | 60   | 10      | 0            |
| 06. How far does the curriculum have the ability to support higher learning?  | 20        | 20        | 60   | 0       | 0            |

Graph I: Updation of knowledge and perspective is very important for making the curriculum more relevant. So the students were asked to make their comments on whether the curriculum is enabled to update knowledge and perspective in the subject area. Most of the students give very good opinion regarding the same. 50% student vote for very good option and 30% respondents give excellent comments. Remaining 20% give good opinion regarding the same. It concluded that curriculum is updating knowledge and perspective in the subject area.



Graph II: Balance between theory and application in the curriculum indispensable for effective learning. Teachers comments shows that most of them have good comments (70%) and 10% give excellent comments. Remaining 20% opted very good option. It indicates that there is good balance between theory and application in the curriculum as per students feedback.

Graph III: Learning makes Burdon in the minds of students if the curriculum is overloaded with content. Student's views about the size of curriculum in terms of load evidenced that most of them have very good opinion. 40%,30 and 10% give very good, good and excellent opinion respectively. Remaining 20 give average opinion regarding the same.

Graph IV: Curriculum must be structured to meet the programme/course outcome. Student response shows good opinion about the same. 40% students give comments and 20% respondents give both excellent and very good opinion. But 20% of the students give only average opinion regarding the same. It concluded that curriculum is well structures to meet the programme/course outcome.

Graph V: For ensuring quality learning literary quality of prescribes text and content is very important. Students feedback on the same indicates that most of the students tells that there is good literary quality for the prescribed textbook and their content as per syllabus. 60% among them give good and 20% give very good comments. Equal percentage of students give excellent and average opinions.

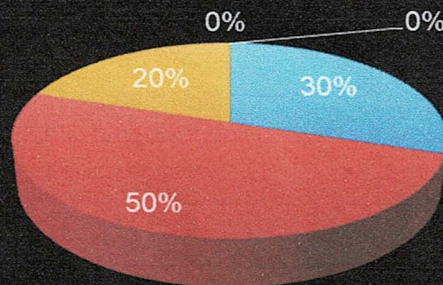
Graph VI: Higher learning is always the dream of every students. So the curriculum must have the ability to support higher learning. Majority of them have good opinion regarding the same. 60% of the student give good opinion. Remaining 20% respondents give both excellent and very good comments.





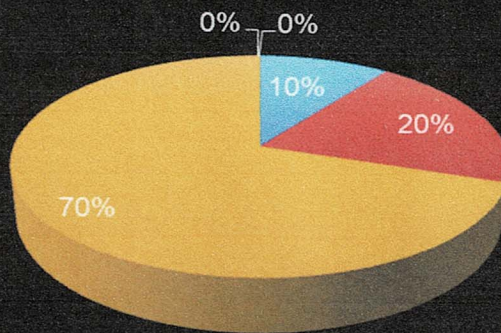
**01. How well the curriculum is enabled to update knowledge and perspective in the subject area?**

■ Excellent ■ Very Good ■ Good ■ Average ■ Satisfactory



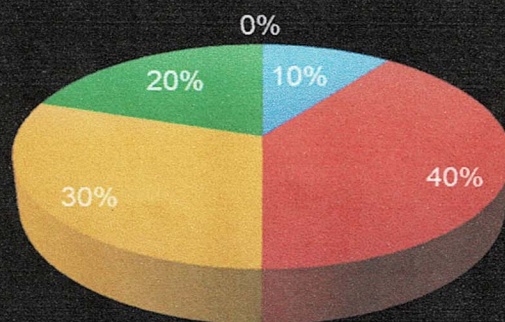
**02. Whether the syllabus has good balance between theoretical and practical knowledge?**

■ Excellent ■ Very Good ■ Good ■ Average ■ Satisfactory



**03. Rate the size of the curriculum in terms of load on the students**

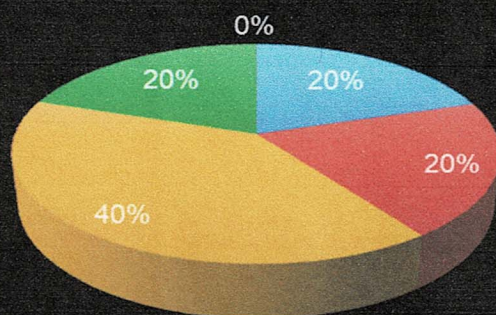
■ Excellent ■ Very Good ■ Good ■ Average ■ Satisfactory





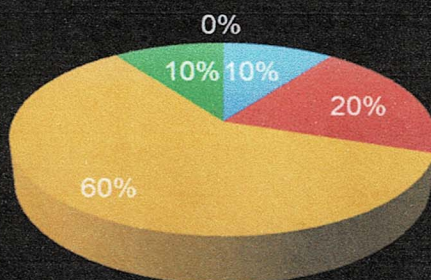
**04. Is the curriculum well-structured to meet the programme/course outcomes?**

■ Excellent ■ Very Good ■ Good ■ Average ■ Satisfactory



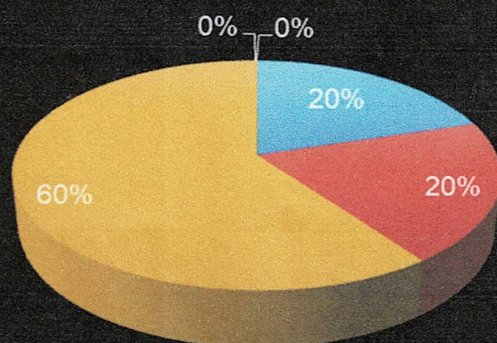
**05. What is your opinion about the literary quality of the prescribed texts and their content, as per the syllabus?**

■ Excellent ■ Very Good ■ Good ■ Average ■ Satisfactory



**06. How far does the curriculum have the ability to support higher learning?**

■ Excellent ■ Very Good ■ Good ■ Average ■ Satisfactory





### DEPARTMENT OF PSYCHOLOGY

|   | Excellent | Very Good | Good | Average | Satisfactory |
|---|-----------|-----------|------|---------|--------------|
| 01. How well the curriculum is enabled to update knowledge and perspective in the subject area?                     | 0         | 75        | 25   | 0       | 0            |
| 02. Whether the syllabus has good balance between theoretical and practical knowledge?                              | 0         | 25        | 75   | 0       | 0            |
| 03. Rate the size of the curriculum in terms of load on the students  | 0         | 25        | 50   | 25      | 0            |
| 04. Is the curriculum well-structured to meet the programme/course outcomes?  | 0         | 50        | 25   | 25      | 0            |
| 05. What is your opinion about the literary quality of the prescribed texts and their content, as per the syllabus? | 0         | 0         | 100  | 0       | 0            |
| 06. How far does the curriculum have the ability to support higher learning?  | 0         | 75        | 25   | 0       | 0            |

Graph I: Student responses are collected on updation of knowledge and perspective in the subject area. Results shows that most of the students have very good opinion regarding the updation of knowledge. 75% respondents give very good and 25% give good comments about the same.

Graph II: Good balance between theoretical and practical knowledge is significant for making the curriculum more effective. Results evidenced that 75% of them give very good and 25% give good comments. It is the clear indication that there is good balance between theoretical and practical knowledge in the curriculum.

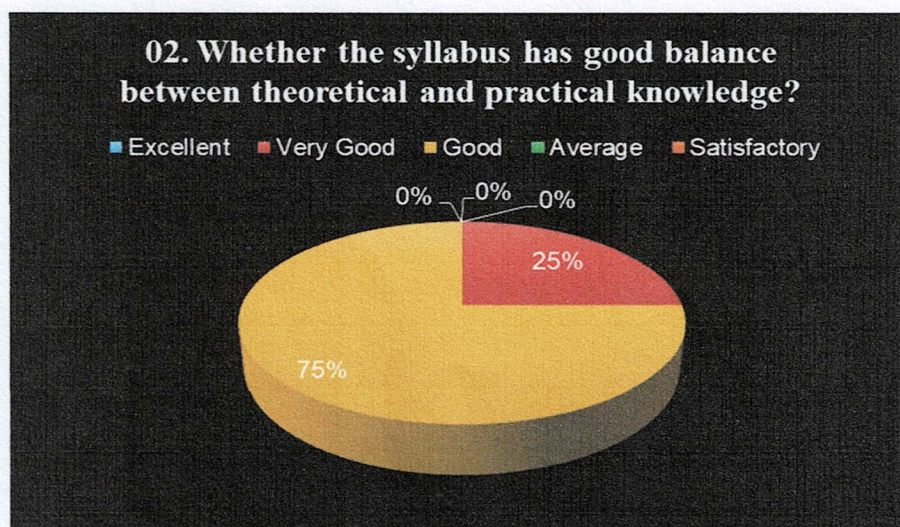
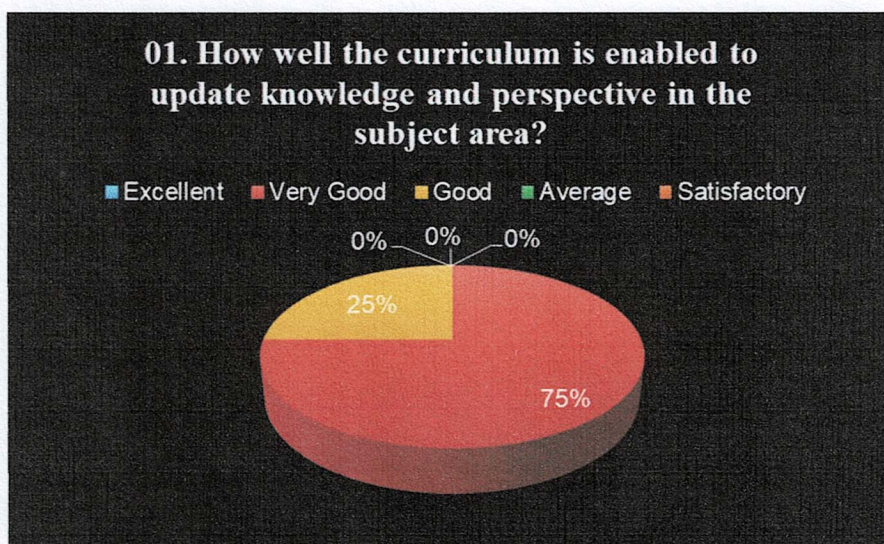




Graph III: curriculum should be in adequate size in terms of load to the students. So the students are directed to give their responses about it. 50% of the students give good and 25% give very good opinion. But the remaining 20% have only average opinion regarding the same. It concluded that curriculum has adequate size in terms of load to the students.

Graph V: The most significant part of curriculum is the prescribed text book and their content as per the syllabus. Student's feedback on literary quality of prescribes text book and their content shows that all the students give good opinion regarding the same.

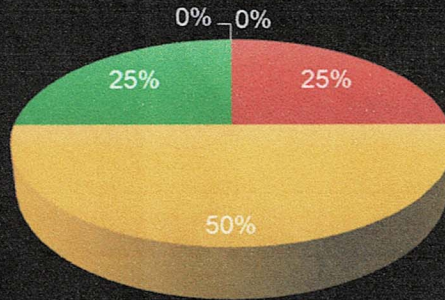
Graph VI: Curriculum should have the ability to support higher education. Students responses evidenced that most of the students have very good opinion and 25% have good comments regarding the same. Results are the indication of ability of the curriculum to support higher learning.





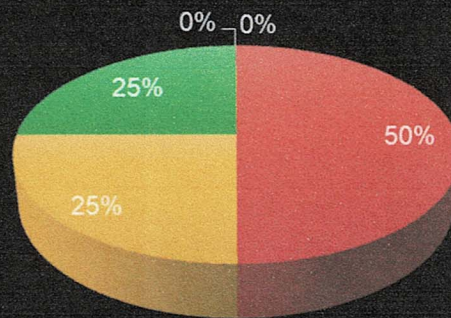
**03. Rate the size of the curriculum in terms of load on the students**

■ Excellent ■ Very Good ■ Good ■ Average ■ Satisfactory



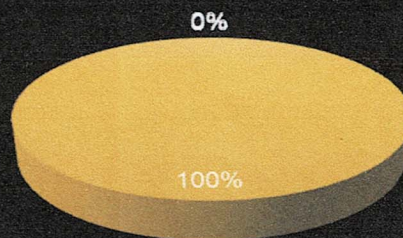
**04. Is the curriculum well-structured to meet the programme/course outcomes?**

■ Excellent ■ Very Good ■ Good ■ Average ■ Satisfactory



**05. What is your opinion about the literary quality of the prescribed texts and their content, as per the syllabus?**

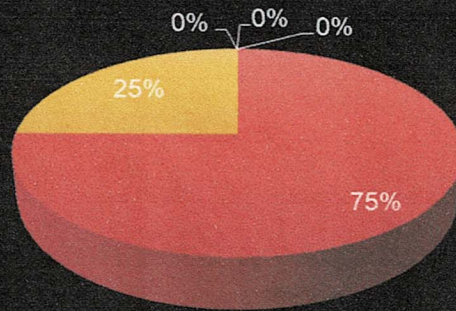
■ Excellent ■ Very Good ■ Good ■ Average ■ Satisfactory





**06. How far does the curriculum have the ability to support higher learning?**

■ Excellent ■ Very Good ■ Good ■ Average ■ Satisfactory





## DEPARTMENT OF ENGLISH

|   | Excellent | Very Good | Good  | Average | Satisfactory |
|---|-----------|-----------|-------|---------|--------------|
| 01. How well the curriculum is enabled to update knowledge and perspective in the subject area?                     | 29        | 43        | 28    | 0       | 0            |
| 02. Whether the syllabus has good balance between theoretical and practical knowledge?                              | 14        | 29        | 57    | 0       | 0            |
| 03. Rate the size of the curriculum in terms of load on the students  | 0         | 57        | 42.85 | 0       | 0            |
| 04. Is the curriculum well-structured to meet the programme/course outcomes?  | 28.57     | 29        | 28.57 | 14.28   | 0            |
| 05. What is your opinion about the literary quality of the prescribed texts and their content, as per the syllabus? | 14        | 29        | 43    | 14      | 0            |
| 06. How far does the curriculum have the ability to support higher learning?  | 20        | 20        | 60    | 0       | 0            |

Graph I : Updation and innovations are made in every field of knowledge and subject. Inclusion of these updated knowledge in the curriculum is important for bringing the benefits to the student community. Hence in the students feedback , students are asked to make their comments on it. Majority of the students have the opinion that curriculum include update knowledge. 43% give very good and 28% give both excellent and good opinion.

Graph II: Without the proper balance between theoretical and practical application, students are unable to use their theoretical knowledge practically. Most of the students have good





opinion about the match of theoretical knowledge and practical application of the curriculum. 57% students give good opinion and 29% very good opinion regarding the same.

Graph III: Students feedback clearly indicate that the size of the curriculum is good in terms of load to the students. 57% students give very good and 43% give good opinion regarding the same. This makes the curriculum favourable from the part of students.

Graph IV: curriculum becomes meaningless if it does not meet the programme /course outcome. Students tell that present curriculum meet programme or course outcome because 28% students give excellent, very good and good opinion regarding the same. Along with that only 14% students have average opinion.

Graph V: Students were directed to make their views on the literacy quality of prescribed texts and their content as per the syllabus. Most of the students have good and very good opinion about the same. 43% give good and 29% give very good opinion. Remaining 14% give same responses as excellent and average.

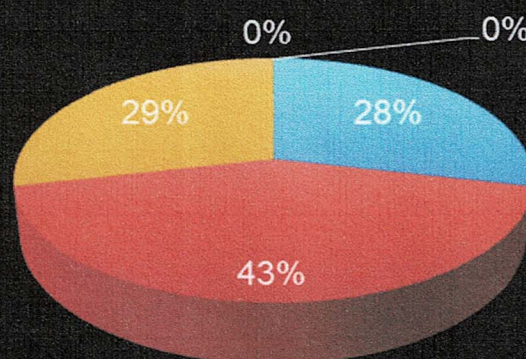
Graph VI: Students opinion about the potential of the curriculum to support higher learning shows that majority of the students have good opinion about the potential to support higher learning. 60% give good and remaining 20 per cent give both excellent and good comments. It indicates that curriculum has good potential to support higher learning.





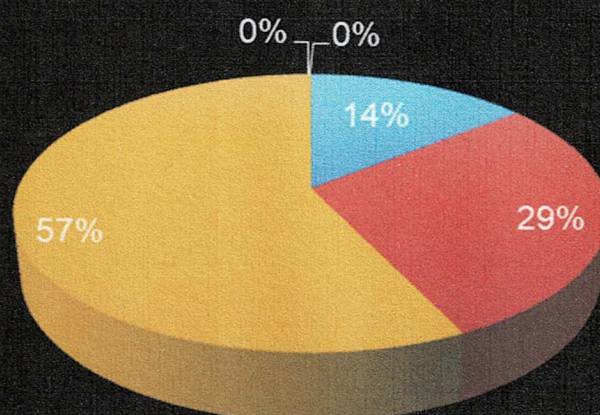
**01. How well the curriculum is enabled to update knowledge and perspective in the subject area?**

■ Excellent ■ Very Good ■ Good ■ Average ■ Satisfactory



**02. Whether the syllabus has good balance between theoretical and practical knowledge?**

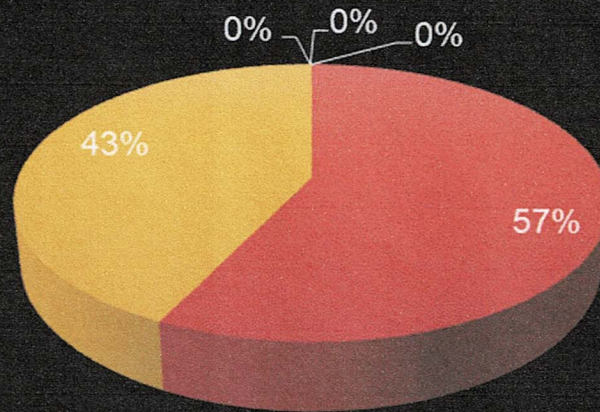
■ Excellent ■ Very Good ■ Good ■ Average ■ Satisfactory





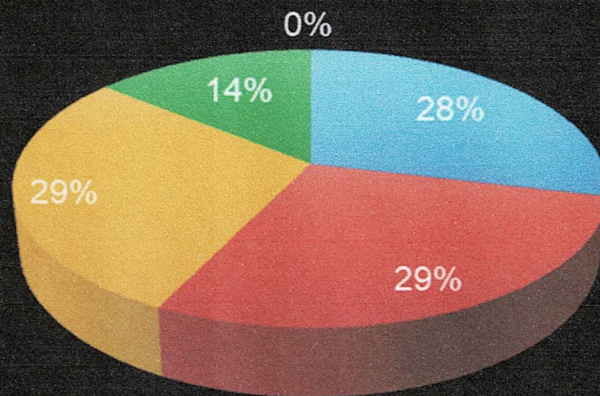
### 03. Rate the size of the curriculum in terms of load on the students

■ Excellent ■ Very Good ■ Good ■ Average ■ Satisfactory



### 04. Is the curriculum well-structured to meet the programme/course outcomes?

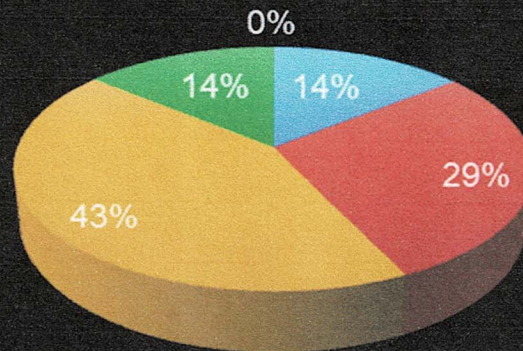
■ Excellent ■ Very Good ■ Good ■ Average ■ Satisfactory





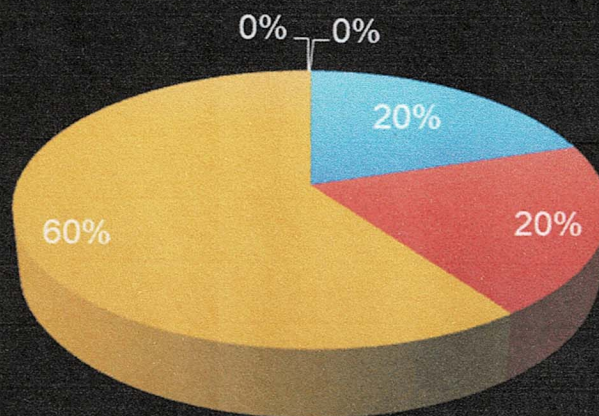
**05. What is your opinion about the literary quality of the prescribed texts and their content, as per the syllabus?**

■ Excellent ■ Very Good ■ Good ■ Average ■ Satisfactory



**06. How far does the curriculum have the ability to support higher learning?**

■ Excellent ■ Very Good ■ Good ■ Average ■ Satisfactory



*Prof. Philip K. Antony*

Prof. PHILIP. K. ANTONY  
PRINCIPAL  
ALPHONSA COLLEGE  
THIRUVAMBADY

