

## TEACHERS FEEDBACK ANALYSIS REPORT

	Excellent	Very Good	Good	Average	Satisfactory
1. How far do you think that the curriculum is need based?	4.17	12.5	50	20.83	12.5
2. How far do you think the pedagogy proposed in the curriculum matches the contents?	4.17	16.67	37.5	37.5	4.17
3. How far do you think that aims and objectives of the curriculum are well defined and are of global standards?	4.17	16.67	29.17	45.83	4.17
4. How far do you think that the curriculum has a good balance between theory and application?	4.17	12.5	29.17	45.83	8.33
5. How far do you think that the curriculum has included advanced topics?	8.33	16.67	45.83	25	4.17
6. How far do you think that the curriculum provides enough instructional hours to complete the syllabus?	0	8.33	33.33	16.67	41.67
7. How far do you think that there are sufficient teaching resources and reference text available for the respective programmes in the curriculum?	4.17	20.83	50	20.83	4.17
8. How far do you think that the curriculum has prospects for higher education/employability?	4.17	16.67	45.83	20.83	12.5
9. How far do you think that the curriculum has scope for internship/training/research?	4.17	16.67	25	45.83	8.33
10. How far do you think that the curriculum has the potential in developing the habit of self - learning/applied learning among the students?	12.5	4.17	54.17	25	4.17

Graph 1: Graph shows the teachers feedback on the question whether the curriculum is need based or not. Most of the teachers commended that curriculum is need based because 50% teachers give good comments. 20.83% have average and 12.5% have very good opinion regarding the same.

Graph 2: Teachers are directed to give their comments about the match between pedagogy proposed in the curriculum and the content. It is evident from the graph that 37.5% teachers give both good and average opinion. 16.67% give very good opinion regarding the same.

Graph 3: Well defined aims and objectives along with global standard shows the quality of curriculum. 45.83% teachers give average and 29.17% teachers give good opinion. 16.67% commented very good opinion.

Graph 4: Lack of good balance between theory and application negatively affect the structure of curriculum. Teachers feedback evidenced that 45.83% have average and 29.17% have good opinion about the same. 12.5% give very good comments.

Graph 5: Teachers responses about the inclusion of Advanced topic in the curriculum shows that most of them have good opinion. 45.83% teachers tells that advanced topics are included in the curriculum in a good manner. 25% of teachers commented average opinion and 16.67% have very good opinion regarding the same.

Graph 6: Sufficient instructional hour are essential for completing the topic in a good manner. teachers are responsible community to make analysis about it. 41.67% teachers opines that instructional hours are satisfactory. 33.33% give good comments and 16.67% teachers have average opinion regarding the instructional hours.

Graph 7: Teachers require teaching resources and reference text for completing the syllabus effectively. Teachers response shows that they get sufficient teaching resources and reference text book for the respective program in the curriculum. 50% teachers give good opinion and 20.83% give both very good and average opinion regarding the same. Balance 4.17% give both excellent and satisfactory comment.

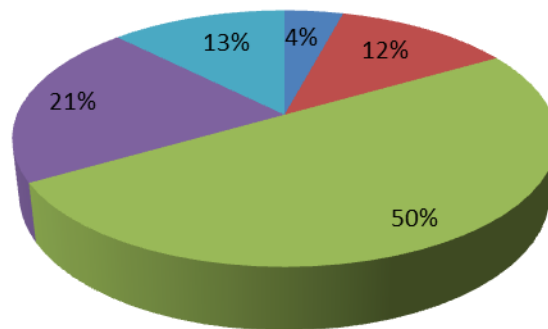
Graph 8: Teachers were asked make an analysis about the prospects of curriculum for higher education and employability. Results evidenced that 45.83% teachers give good and 16.67% give very good opinion regarding the same. 20.73% of teachers give average comment. It can conclude it from the results that curriculum has the prospects for higher education and employability

Graph 9: Along with the feedback on prospects for higher education, teachers feedback also includes the scope for Internship/ training and research. Graph gives complete picture of the teachers response about the same. Most of the teachers give average opinion(45.83%) and 25% give good comment. 16.67% tells very good opinion about the scope of internship/training/research.

Graph 10: self learning and applied learning makes lead to the development of students in the future. So the curriculum must include the potential in developing the habit of self learning and applied learning among students. 54.17% of teachers give good opinion and 25% give average opinion regarding the same. 12.5% teachers give excellent opinion.

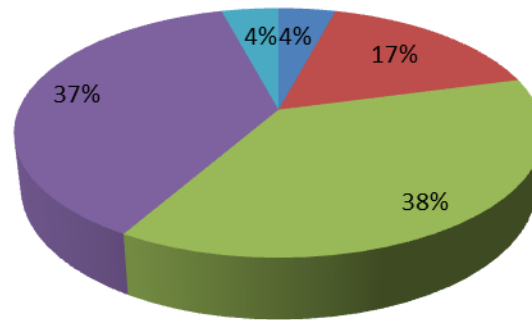
# 1. How far do you think that the curriculum is need based?

■ Excellent ■ Very Good ■ Good ■ Average ■ Satisfactory



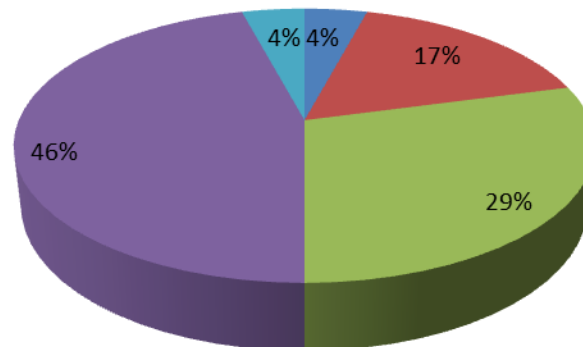
## 2. How far do you think the pedagogy proposed in the curriculum matches the contents?

■ Excellent ■ Very Good ■ Good ■ Average ■ Satisfactory



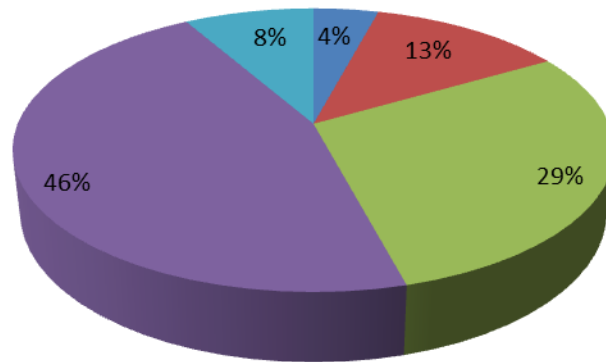
## 3. How far do you think that aims and objectives of the curriculum are well defined and are of global standards?

■ Excellent ■ Very Good ■ Good ■ Average ■ Satisfactory



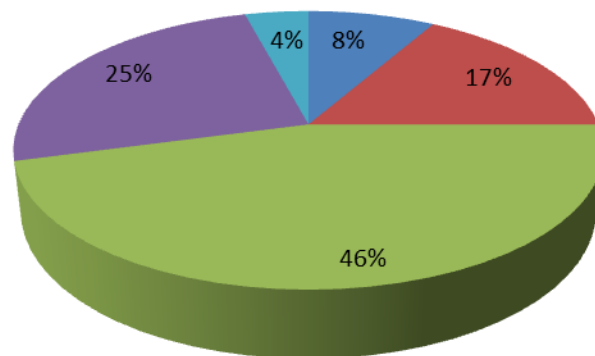
#### 4. How far do you think that the curriculum has a good balance between theory and application?

■ Excellent ■ Very Good ■ Good ■ Average ■ Satisfactory



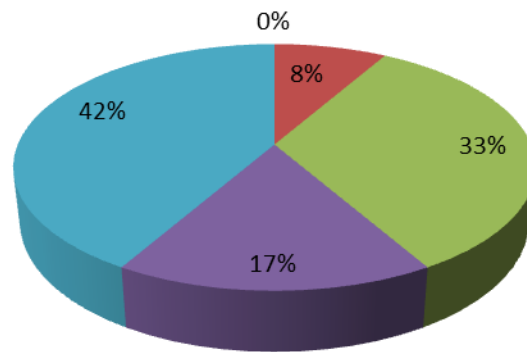
#### 5. How far do you think that the curriculum has included advanced topics?

■ Excellent ■ Very Good ■ Good ■ Average ■ Satisfactory



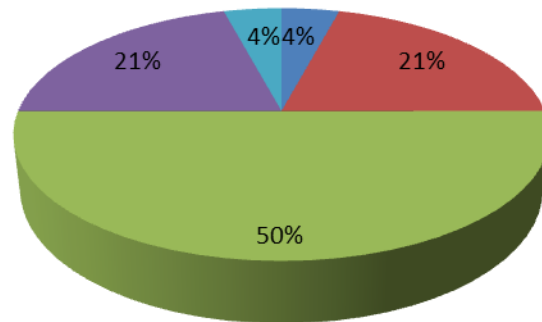
**6. How far do you think that the curriculum provides enough instructional hours to complete the syllabus?**

■ Excellent ■ Very Good ■ Good ■ Average ■ Satisfactory



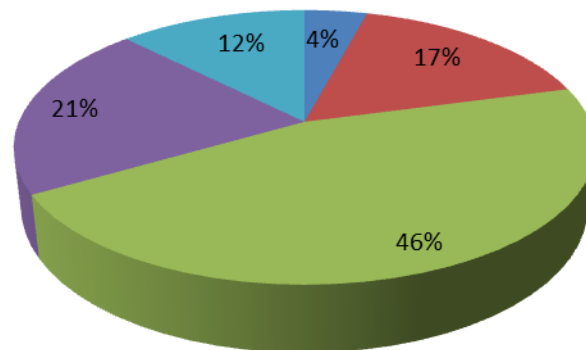
**7. How far do you think that there are sufficient teaching resources and reference text available for the respective programmes in the curriculum?**

■ Excellent ■ Very Good ■ Good ■ Average ■ Satisfactory



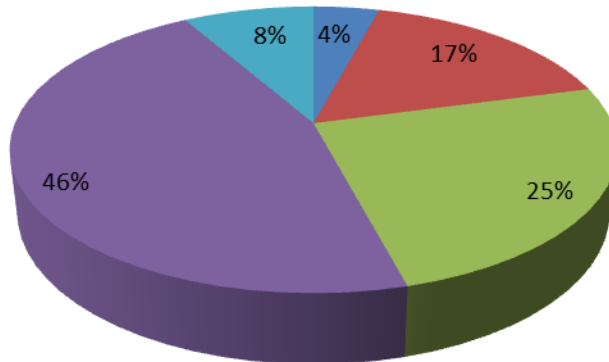
**8. How far do you think that the curriculum has prospects for higher education/employability?**

■ Excellent ■ Very Good ■ Good ■ Average ■ Satisfactory



**9. How far do you think that the curriculum has scope for internship/training/research?**

■ Excellent ■ Very Good ■ Good ■ Average ■ Satisfactory



**10. How far do you think that the curriculum has the potential in developing the habit of self-learning/applied learning among the students?**

■ Excellent ■ Very Good ■ Good ■ Average ■ Satisfactory

